

Scaled data based on original data using
LM-79-08 Approved Method: Electrical and Photometric Measurements of Solid-
State Lighting Products

Test Report Prepared for
Cooper Lighting Solutions
(formerly Eaton)

Brand: McGRAW-EDISON

Report Number: P198015

Luminaire Tested: **TT-C1-LED-E1-RW-CG-LWR-LW-7050**

Issue Date: 3/3/2020

Test Information

Test Method: LM-79-08
Report Number: P198015
TEST IS SCALED FROM IESNA LM-79-08 TEST DATA (P34697)
Test Lab: INNOVATION CENTER-P3
Issue Date: 3/3/2020
Manufacturer: COOPER LIGHTING SOLUTIONS (FORMERLY EATON)
Product Line: MCGRAW-EDISON
Catalog Number: TT-C1-LED-E1-RW-CG-LWR-LW-7050
Description: TOPTIER LED PARKING GARAGE LUMINAIRE
RECTANGULAR DISTRIBUTION WITH CLEAR GLASS LENS AND LumaWatt WIRELESS
SENSOR
Light Source: (168) 5000K CCT, 70 CRI LEDS
Ballast/Driver: ELECTRONIC DRIVER

Summary

Lumens per Lamp: N/A
Luminaire Lumens: 2536.2 lumens
Efficiency: N/A
Efficacy: 90.6 lumens/watt
Luminous Opening: Circular (Dia: 1.12' x H: 0')
IES Classification: Type IV - Short - Semi-Cutoff
BUG Rating: B2 - U0 - G2

Input Watts (W): 28
Input Voltage (V): NR
Input Current (Ain): NR
Voltage Rise (V): NR
Power Factor: NR
Total Harmonic Distortion (THDi): NR
Frequency (hertz): 60
Stabilization Time: NR
Operation Time: NR
Ambient Temperature (°C): NR
Test Distance: 25 FT

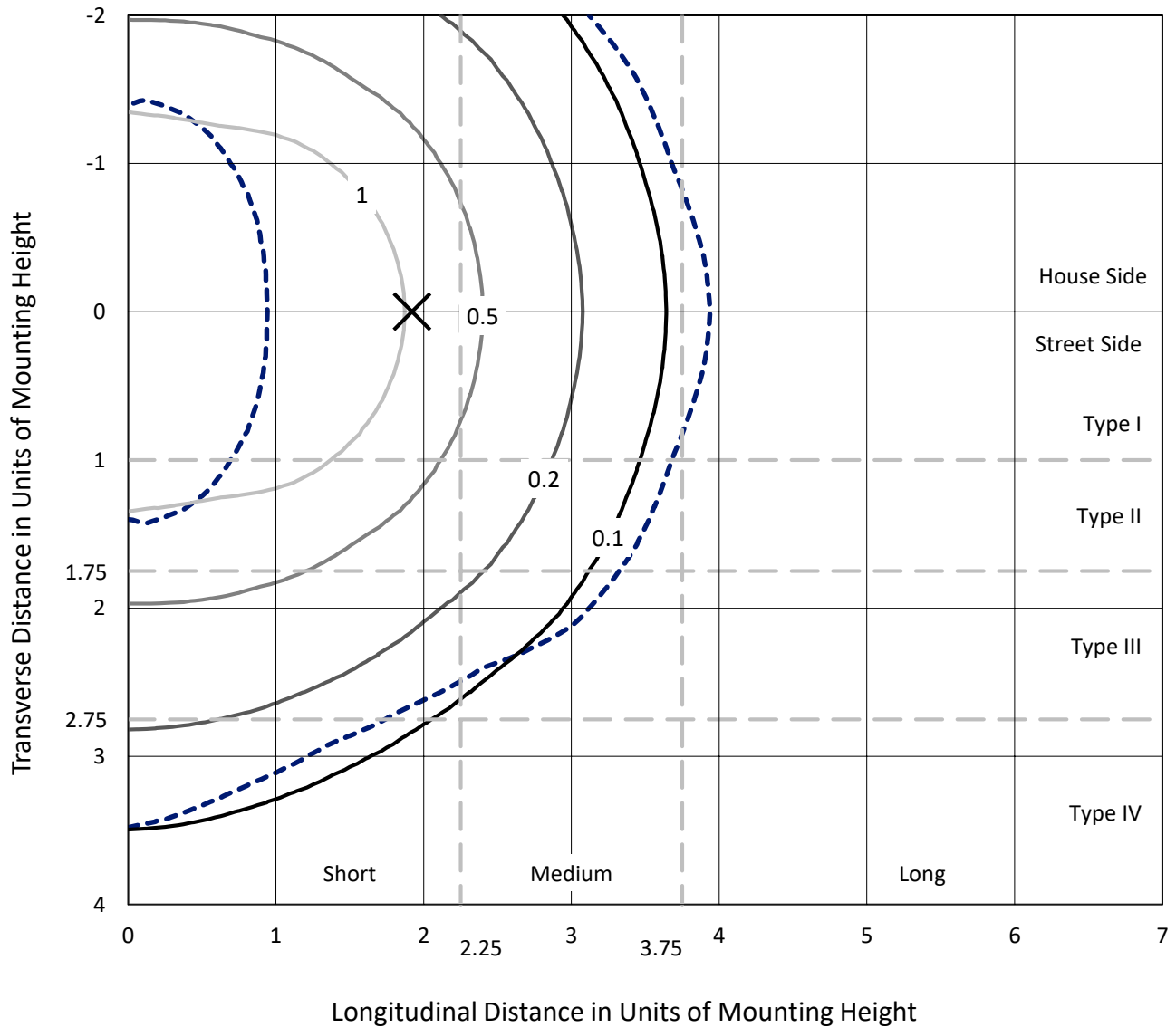


REPORT NUMBER: P198015

CATALOG NUMBER: TT-C1-LED-E1-RW-CG-LWR-LW-7050

Iso-Footcandle Lines of Horizontal Illumination

× Max cd
 - - - 1/2 Max cd

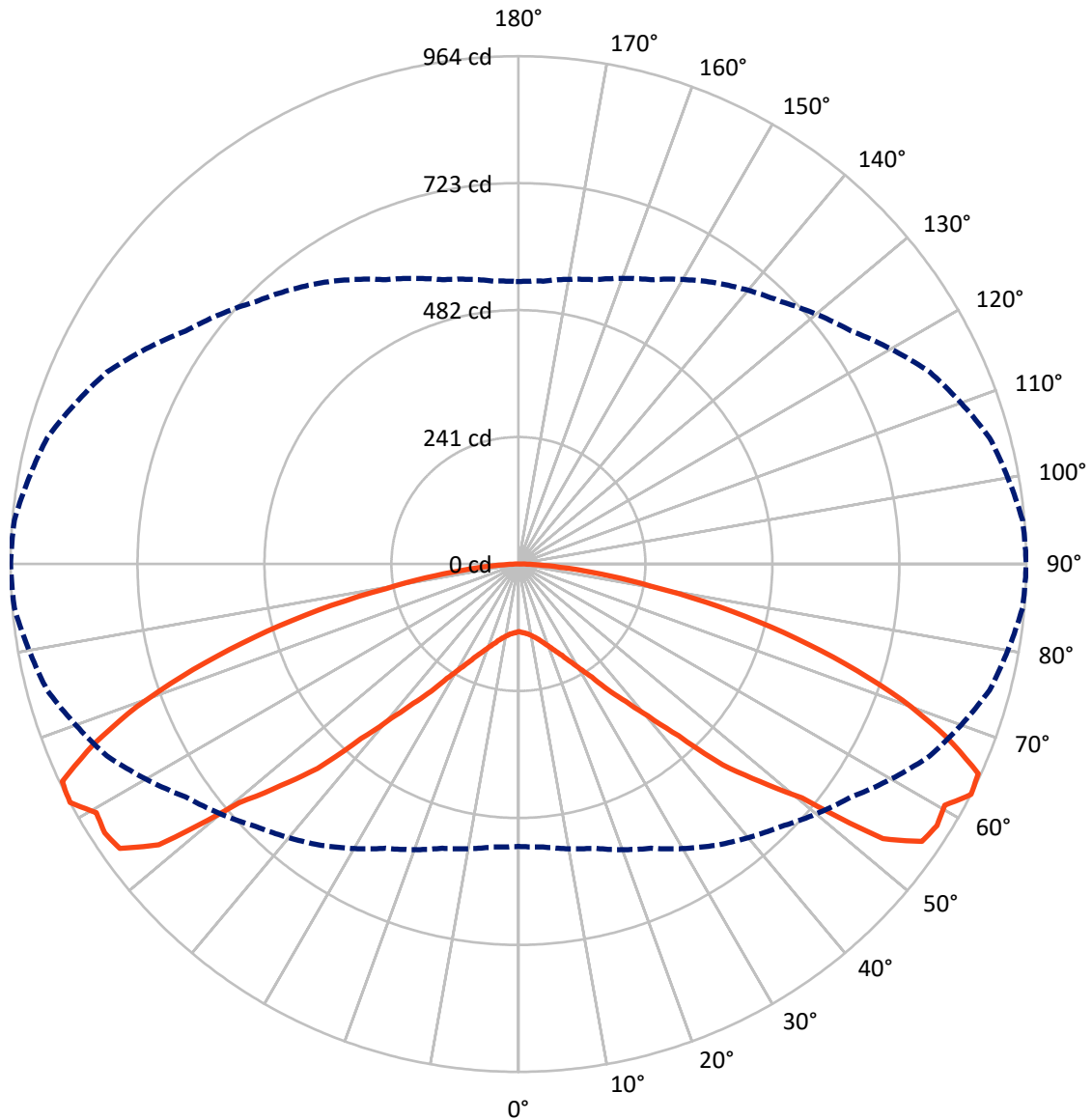


Based on 10 foot mounting height. Maximum calculated value = 1.9 fc
 Type IV - Short - Semi-Cutoff

REPORT NUMBER: P198015

CATALOG NUMBER: TT-C1-LED-E1-RW-CG-LWR-LW-7050

Luminous Intensity Polar Plot



— Vertical Plane Through 90-Deg Lateral - - - Horizontal Cone Through 62.5-Deg Vertical

REPORT NUMBER: P198015

CATALOG NUMBER: TT-C1-LED-E1-RW-CG-LWR-LW-7050

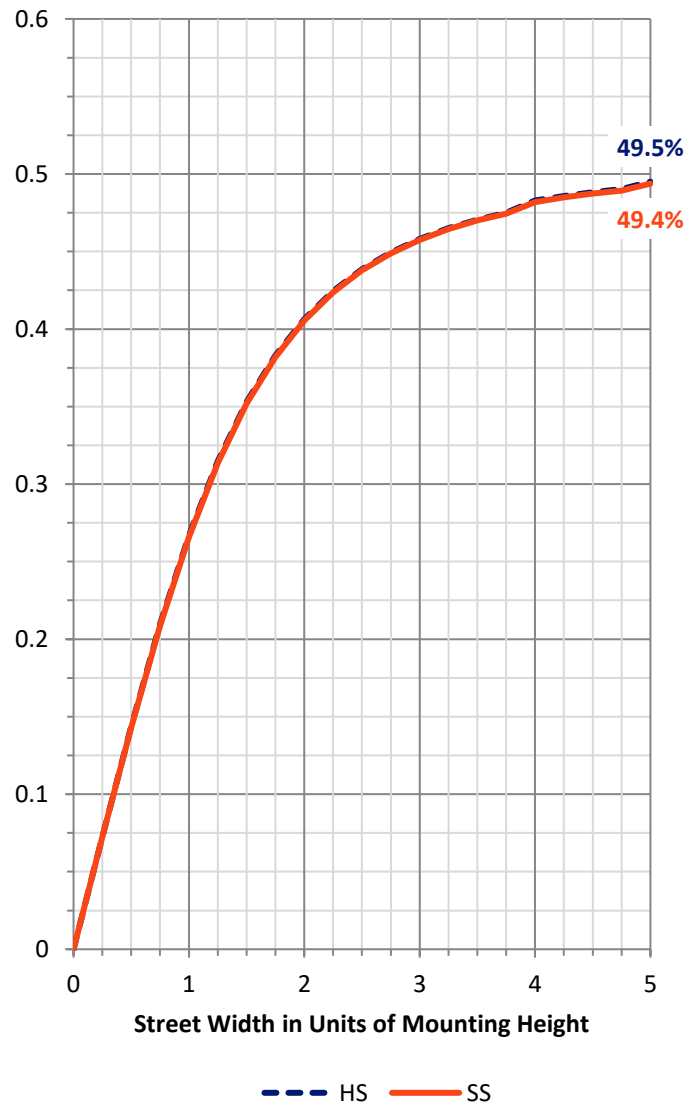
FLUX DISTRIBUTION:

		Downward	Upward	Total
House Side	Lumens	1268.1	0.0	1268.1
	% Fixture	50.0	0.0	50.0
Street Side	Lumens	1268.1	0.0	1268.1
	% Fixture	50.0	0.0	50.0
Total	Lumens	2536.2	0.0	2536.2
	% Fixture	100.0	0.0	100.0

Coefficient of Utilization

ZONAL LUMENS:

Zone	Lumens	% Fixture
0°-10°	12.8	0.5
10°-20°	43.6	1.7
20°-30°	93.3	3.7
30°-40°	181.4	7.2
40°-50°	342.0	13.5
50°-60°	584.4	23.0
60°-70°	703.8	27.7
70°-80°	473.6	18.7
80°-90°	101.3	4.0
90°-100°	0.0	0.0
100°-110°	0.0	0.0
110°-120°	0.0	0.0
120°-130°	0.0	0.0
130°-140°	0.0	0.0
140°-150°	0.0	0.0
150°-160°	0.0	0.0
160°-170°	0.0	0.0
170°-180°	0.0	0.0
0°-90°	2536.2	100.0
0°-180°	2536.2	100.0



REPORT NUMBER: P198015

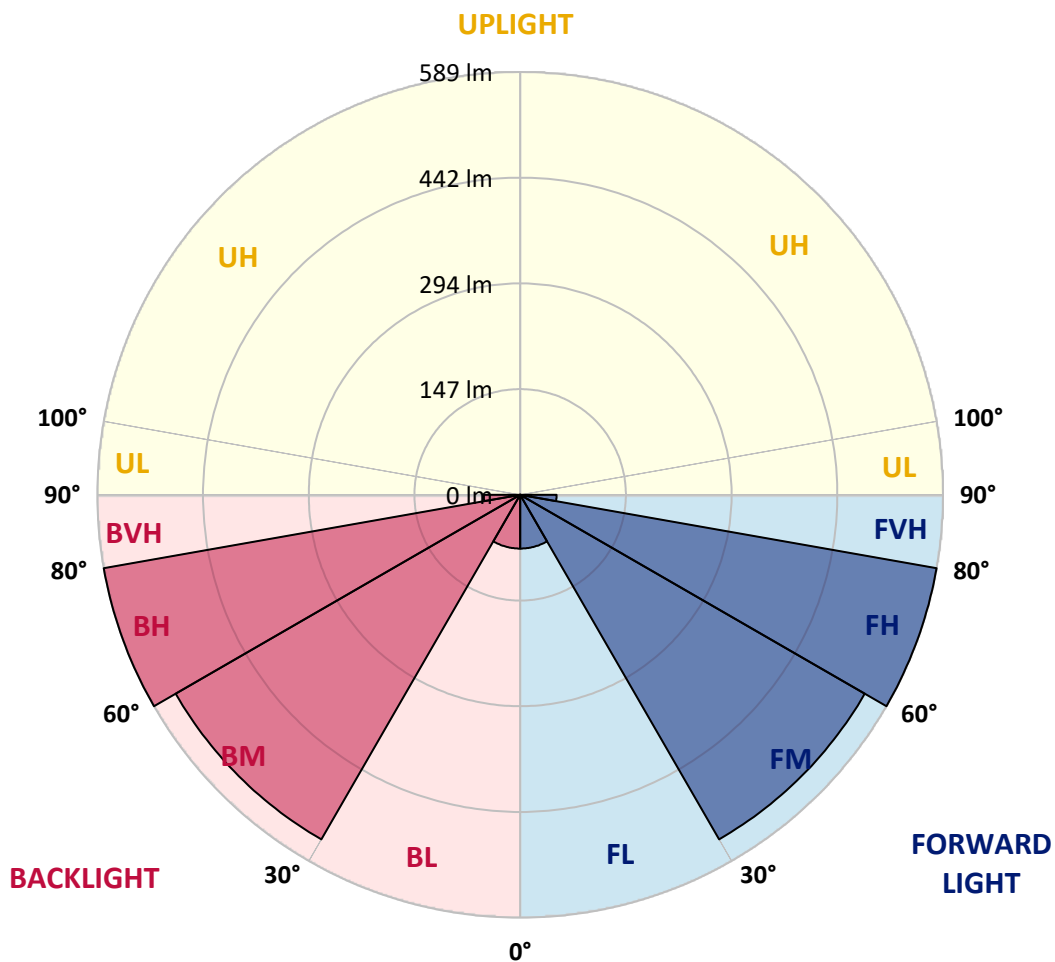
CATALOG NUMBER: TT-C1-LED-E1-RW-CG-LWR-LW-7050

LUMINAIRE CLASSIFICATION SYSTEM LUMEN TABLE AND BUG RATING:

Zone		Lumens	% Fixture	Zone Rating/Lumen Limit		
				B	U	G
FL	(0°-30°)	74.9	3.0			
FM	(30°-60°)	553.9	21.8			
FH	(60°-80°)	588.7	23.2			G0/660
FVH	(80°-90°)	50.7	2.0			G1/100
BL	(0°-30°)	74.9	3.0	B0/110		
BM	(30°-60°)	553.9	21.8	B1/1000		
BH	(60°-80°)	588.7	23.2	B2/1000		G2/1000
BVH	(80°-90°)	50.7	2.0			G1/100
UL	(90°-100°)	0.0	0.0		U0/0	
UH	(100°-180°)	0.0	0.0		U0/0	

BUG Rating: B2-U0-G2

Type IV Short





REPORT NUMBER: P198015

CATALOG NUMBER: TT-C1-LED-E1-RW-CG-LWR-LW-7050

CANDELA DISTRIBUTION (FULL):

	0°	5°	15°	25°	35°	45°	55°	65°	75°	85°	90°
0°	128.2	128.2	128.2	128.2	128.2	128.2	128.2	128.2	128.2	128.2	128.2
2.5°	129.4	129.4	129.4	129.4	129.4	129.4	130.0	130.0	130.0	130.0	130.0
5°	131.2	131.2	131.8	131.8	132.4	132.4	132.4	132.4	131.8	131.8	131.8
7.5°	134.2	134.2	134.8	135.4	135.4	134.8	134.8	134.2	134.2	134.2	134.2
10°	138.9	138.9	139.5	139.5	138.9	138.9	138.9	138.3	138.3	138.3	138.3
12.5°	144.3	144.9	145.5	144.9	144.3	143.7	143.7	143.1	143.1	143.1	143.1
15°	152.0	153.2	152.6	152.6	152.0	150.8	150.2	149.6	149.6	149.6	149.6
17.5°	163.9	163.9	162.1	160.9	159.7	159.1	158.5	157.9	157.9	157.9	157.9
20°	176.3	175.7	173.9	172.2	170.4	169.8	168.0	167.4	168.0	167.4	167.4
22.5°	191.2	190.6	188.2	186.4	184.0	181.7	181.1	179.3	178.7	178.1	178.7
25°	206.0	206.6	204.8	203.0	199.5	197.1	194.7	193.5	192.4	191.8	191.8
27.5°	223.2	224.4	223.2	219.7	216.1	214.3	210.8	209.6	209.0	209.6	209.6
30°	241.6	242.2	240.4	238.7	235.1	230.9	228.6	229.2	229.2	230.9	230.3
32.5°	264.2	263.6	261.2	260.0	256.5	252.9	251.7	252.3	254.7	255.9	255.9
35°	289.1	287.3	285.0	282.6	279.6	277.2	277.8	282.6	289.7	291.5	292.7
37.5°	314.1	311.1	311.1	307.5	305.1	306.9	310.5	319.4	324.7	333.1	331.3
40°	337.2	337.8	336.6	333.6	333.1	339.0	346.7	358.0	371.6	380.0	379.4
42.5°	358.6	363.9	360.4	361.0	363.9	373.4	385.9	407.9	435.2	445.9	445.9
45°	382.3	388.9	385.9	387.7	396.0	410.8	437.5	480.9	518.3	543.8	543.8
47.5°	406.7	412.6	411.4	415.0	429.8	455.9	496.9	550.9	588.3	613.3	616.8
50°	437.5	435.2	435.8	444.7	470.2	508.2	560.4	613.9	675.6	690.4	697.6
52.5°	464.3	457.1	461.3	476.1	512.9	557.5	622.2	716.6	802.1	861.4	866.2
55°	486.2	480.9	489.2	510.0	557.5	616.2	700.5	816.3	887.0	923.2	929.7
57.5°	505.2	502.8	516.5	543.2	603.8	675.6	761.1	854.9	904.2	932.1	936.8
60°	522.4	524.2	539.1	574.7	640.0	705.9	774.7	853.7	903.0	924.9	929.7
62.5°	536.1	539.1	558.6	595.5	651.9	704.7	771.2	862.0	926.1	960.6	964.1
65°	545.0	548.0	569.9	595.5	648.3	699.4	793.2	870.3	917.8	952.9	959.4
67.5°	546.2	550.3	563.4	584.8	629.3	674.4	755.2	811.0	849.0	870.3	876.3
70°	539.1	537.9	542.6	551.5	578.2	609.1	677.4	718.9	746.3	768.2	773.6
72.5°	511.7	510.0	498.7	488.6	498.7	523.0	581.8	609.7	628.1	645.9	649.5
75°	459.5	451.2	423.3	409.0	406.1	427.4	472.6	490.4	497.5	517.7	520.1
77.5°	367.5	363.9	340.2	315.2	312.9	325.9	360.4	368.1	362.1	384.1	390.6
80°	268.3	263.6	241.0	222.6	217.9	226.8	247.0	248.8	244.6	255.3	255.3
82.5°	171.6	166.8	157.3	143.7	133.6	138.9	154.4	154.4	154.4	157.3	159.1
85°	88.5	86.7	79.6	73.0	69.5	70.6	76.0	76.6	79.6	81.3	79.0
87.5°	24.9	26.1	24.9	22.0	21.4	20.8	23.2	23.7	25.5	26.7	27.9
90°	0.0	0.0	0.0	0.0	0.0	0.0	0.0	0.0	0.0	0.0	0.0

(END OF REPORT)